






SOUTH DAKOTA MOTORCOACH TOUR

June 1-9, 2024



Important Trip Information

	<p>PICKUP TIME: Arrive by 7:15 AM Motorcoach arrives at 7:30 AM and departs at 8:00 AM</p>
	<p>Complete medical form: https://www.andersontraveltours.com/medical-form-motorcoach-tours/ Complete cell phone form: https://www.andersontraveltours.com/cell-phone-south-dakota-2024/</p>
	<p>Bring a face mask If you start coughing, sneezing, etc. uncontrollably during the trip, you will be asked to put on a mask. We will have Covid tests with us on the motorcoach if needed.</p>
	<p>Bring your Driver's License There may be locations we visit that could request to see your ID.</p>
	<p>BUS RULES FOR YOUR SAFETY</p> <ol style="list-style-type: none"> 1) Remain in your seat while the bus is moving. We will stop approximately every 2 to 2.5 hours to give the group an opportunity to use a public restroom. The bus is equipped with a restroom, but it is for emergency use only to limit walking in the aisle while the bus is moving. 2. Do not wear strong scented lotion, perfume or cologne. (someone may have allergies.) 3. Do not bring strong smelling foods or other items onto the bus. (we can't open the windows) 4. If you feel sick for any reason, please alert us immediately. We can get the driver to stop.

TRAVEL TIPS:

- If you sing, have a funny joke or story to tell ... it's a long trip ... we're always happy to have entertainment!
- We can't please everyone with the temperature on the bus. Bring a **blanket or a little battery-powered fan.**
- Bring **cash in small bills** for quick stops, tips and souvenir or unique food shops that may only take cash.
- Consider bringing a **seat cushion** or **small pillow** for your back and wearing **compression socks** for circulation.
- You may bring an extra **empty tote bag** to bring home souvenirs.
- Wear **comfortable clothes** and **broken-in comfortable walking shoes!**

REMINDER: THINGS TO DO BEFORE YOU LEAVE HOME

- **Fill necessary prescriptions** and make arrangement for any that must be filled while on the trip
- **Call your bank/credit card company to let them know you're traveling** so charges will not end up declined
- **Take photos of the front and back of credit cards** or write the number down to call in case of loss.
- **Arrange for pet care** and for your **mail & newspapers** to be picked up or held. **Turn off** water, **remove** perishables from refrigerator, **take out** trash, **lock** doors, **water** houseplants

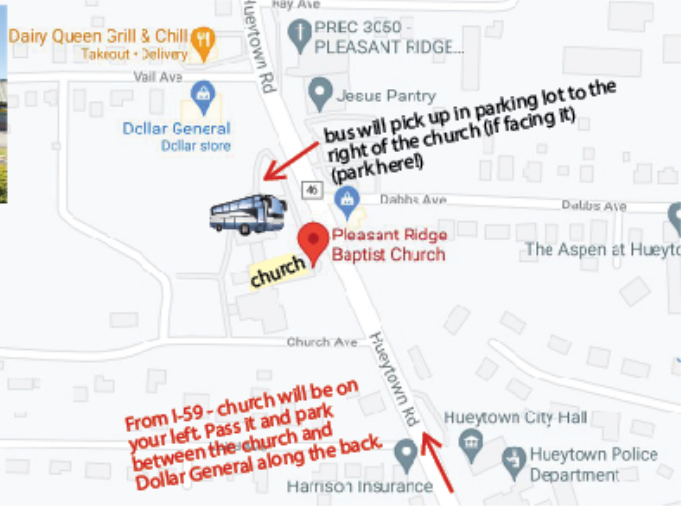
TIPPING: Tips for the motorcoach driver and location tour guides were included in the cost of your trip.

The tip for your Travel Advisor was **not** included to help save on your up-front trip costs. Customary tipping for 2024 is \$3 per person per day (\$3 x 9 days= \$27 per person) if you feel you receive excellent service during the trip.

WiFi: Many motorcoach companies do not offer WiFi now, since most people have phone data plans. Please be prepared to use your phone data. We will pass through areas with weak cell phone signals as well. Make any necessary calls while we are in areas with a strong signal. If WiFi is available, it is not for streaming video. If you plan to watch movies on your phone/ipad please download them directly to your device prior to leaving home.

Sharon Anderson, Travel Advisor
 Anderson Travel and Tours
 (205) 612-2865
 sharon@andersontraveltours.com

We look forward to seeing
 you soon and to our
 adventures ahead!



Pickup Location:
 Pleasant Ridge Baptist
 1343 Hueytown Rd
 Hueytown, AL 35023

- Please arrive by 7:15 am
- Bus arrives at 7:30 am
- Bus will leave at 8:00 am

Personal Luggage Tags: Attach personal luggage tags with your name, address and cell phone number to each piece of luggage.

Diamond Luggage Tags:

In addition to your personal tags, place the paper **Diamond tags** you received in the mail on your luggage. One tag is for your smaller OVERNIGHT suitcase. The other is for your larger suitcase. * don't forget these and make sure the correct tag is on each suitcase.

No Carry-on Bags with open tops or items stuffed into plastic bags (like Walmart bags)



Drinks / Snacks on Bus:



● Only drink bottles with screw on caps or leak-proof screw-on tops!



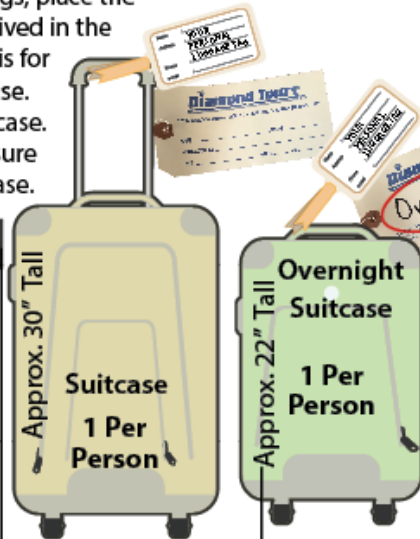
● **Water Bottles:** One ice chest will be under the bus with water bottles. (we accept small donations to help buy water and ice along the way)



● **Shareable Snacks:** if you bring homeade snacks, please individually wrap them or put in snack baggies. Pre-packaged items are fine as is. (ex. chips, crackers, etc.) (49 people)



● **NO orange snacks** like cheese puffs, cheese curls, etc. (it can stain the bus seats)



Larger Suitcase
(1 per person)

● This larger luggage will be placed under the motorcoach first and **you will NOT have access to it until night 3** when we reach our hotel in Rapid City, SD

● This luggage will be taken to your hotel room by the hotel staff. (you can carry it in if you prefer)

Smaller Suitcase
(1 per person)

● This luggage will be used in the **en-route hotels.**

● You will have **access to this suitcase on nights 1 and 2** in our Collinsville, IL and Dakota Dunes, SD en-route hotels.

YOU will carry this luggage to and from your hotel room, so use a rolling suitcase that you can handle.

● You will leave your **larger luggage outside** of your hotel room door by 7:15am on the morning of June 7th to be picked up by hotel staff.

Carry-On Bag (must fit under seat or in overhead bin) (1 per person) **(bag must latch or zip closed)**

Use Provided Tag + Personal Tag

- face mask (in case somewhere requires them)
- personal papers/documents/insurance cards
- photo identification, credit cards and money
- travel pillow, blanket, eye mask, ear plugs
- prescription medications
- medicine: allergy, sleep aid, digestion, diarrhea, constipation, motion sickness, vitamins, etc.
- cell phone
- camera, binoculars
- ipdad/ tablet /kindle
- chargers-for phone, tablet, camera, CPAP, etc.
- headphones / earbuds
- glasses, reading glasses, sunglasses
- contact lenses & solution
- sun hat or other hat
- makeup, toiletries, sunscreen
- rain poncho / travel size umbrella
- hand sanitizer, small tissue packets
- small personal battery powered fan
- light jacket
- **NOTE:** CPAP Machine and equipment can be in its own separate carry-on bag but still needs to fit under your seat.